


XS / XS + / XM / XM +

Compact and Agile

 Capacity (kg): 1000 - 1200

 Lifting Height (mm): 1600, 2500, 2900, 3000, 3300, 3500

**FULLY POWERED
STACKERS**

■ XM

Compact, stable, reliable and easy to use, the XM is the best compromise between power needs and agility for narrow spaces. Nominal capacity of 1000 Kg and maximum lift heights of 2900 mm or 3300 mm.



■ XM +

XM version with even sturdier structure for capacities up to 1200 Kg and two-stage mast for lift heights to 3500 mm.

■ XS / XS +

Simple, fast and economical, the XS / XS+ offers the best return on investment for any business large or small. Lift heights to 1600 mm and nominal capacities of 1000 or 1200 Kg.



Features in detail: _____



■ **NEW "DR EVO" DRIVE STEERING:**
LED battery charge indicator, "turtle" switch for variable speed control and safety reversing (crushproof) switch.



■ **RECHARGING:**
A battery charger is built-in to the stacker control housing and includes a 220VAC power cord.



■ **TRACTION AND STABILITY:**
Structure with 5 contact points and shock-absorber system for perfect grip by the driving wheel also in case of floor irregularities.

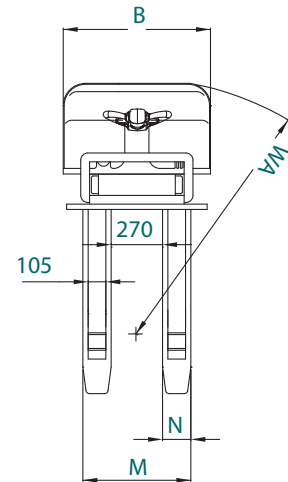
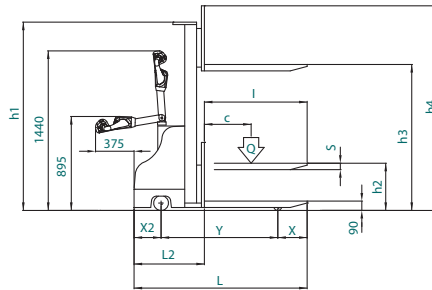


■ **MAINTENANCE:**
High frequency 24V microprocessor controls with LED function indicators allow fast and easy troubleshooting.



XS / XS +

model		XS 1016	XS + 1216
Q	Kg	1000	1200
C	mm	600	600
I	mm	1150	1150
L	mm	1780	1895
X	mm	380	380
X2	mm	205	175
Y	mm	1195	1340
L2	mm	630	745
M	mm	530	530
N	mm	160	160
h1	mm	1990	1990
h2	mm	1470	1450
h3	mm	1600	1600
h4	mm	2115	2120
B	mm	800	840
WA	mm	1430	1500

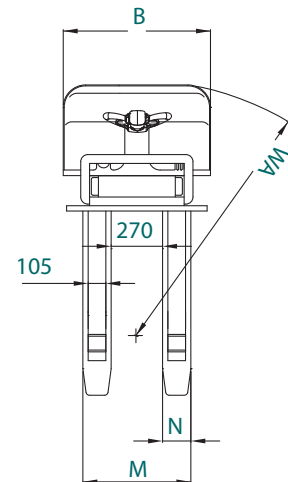
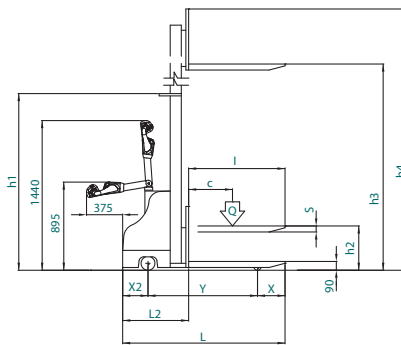


STANDARD EQUIPMENT

- High free lift (simplex mast) • Built-in electronic battery charger 24V 15A with microprocessor • Forks control by push-buttons • Fixed forks length mm. 1150 • Electric end stroke • Parking Brake • Braking in release contra flow • Shock absorber on driving-wheel • High-frequency electronic plant 24V with microprocessor fault research • Exhausted battery warning-indicator • DR-EVO Steering • Safety components • n.2 Battery 12V 110AH

XM

model		XM 1029	XM 1033
Q	Kg	1000	1000
C	mm	600	600
I	mm	1150	1150
L	mm	1820	1820
X	mm	415	415
X2	mm	175	175
Y	mm	1200	1200
L2	mm	670	670
M	mm	530	530
N	mm	160	160
h1	mm	1990	1990
h2	mm	200	200
h3	mm	2900	3300
h4	mm	3420	3820
B	mm	800	800
WA	mm	1420	1420

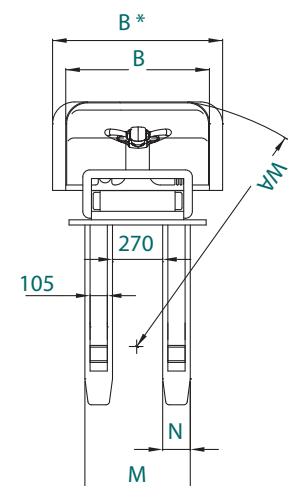
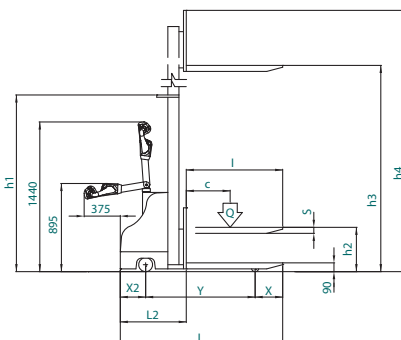


STANDARD EQUIPMENT

- Free lift 200 mm (excluded lifting height mm. 3300) • Built-in electronic battery charger 24V 20A with microprocessor • Forks control by push-buttons • Fixed forks length mm. 1150 • Electric end stroke • Parking Brake • Braking in release contra flow • Shock absorber on driving-wheel • High-frequency electronic plant 24V with microprocessor fault research • Exhausted battery warning-indicator • DR-EVO Steering • Automatic speed reduction • Safety components • n.2 Battery 12V 155AH

XM +

model		XM + 1225	XM + 1230	XM + 1235
Q	Kg	1200	1200	1200
C	mm	600	600	600
I	mm	1150	1150	1150
L	mm	1820	1820	1820
X	mm	415	415	415
X2	mm	205	205	205
Y	mm	1200	1200	1200
L2	mm	670	670	670
M	mm	530	530	530
N	mm	160	160	160
h1	mm	1740	1990	2240
h2	mm	200	200	/
h3	mm	2500	3000	3500
h4	mm	3020	3520	4020
B	mm	800	800	1000*
WA	mm	1420	1420	1460



STANDARD EQUIPMENT

- Free lift 200 mm (excluded lifting height mm. 3500) • Built-in electronic battery charger 24V 20A with microprocessor • Forks control by push-buttons • Fixed forks length mm. 1150 • Electric end stroke • Parking Brake • Braking in release contra flow • Shock absorber on driving-wheel • High-frequency electronic plant 24V with microprocessor fault research • Exhausted battery warning-indicator • DR-EVO Steering • Automatic speed reduction • Safety components • n.2 Battery 12V 155AH